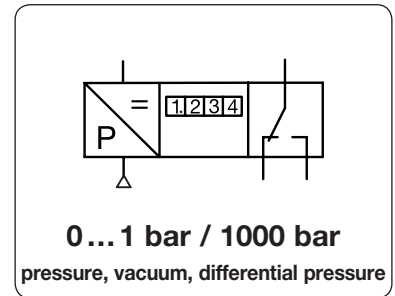


Description	Suitable for measurement of positive pressure, vacuum or differential pressure.	
Media	compressed air or non-corrosive gases	Overpressure see chart
Supply voltage	15...30 V DC standard, optionally 230 V AC \pm 10%	
Electrical connector	plug with 7-pin screw terminal for cable cross-sectional area 0.14...1.5 mm ²	
Pneumatic connection	P+ : pos. pressure P- : vacuum P+/P- : differential pressure, the higher pressure is to be connected at P+ plug nipple up to 1 bar, sleeve with union nut from 2 bar on, each for hose internal diameter of \varnothing 4 mm	
Display	3½-digit LCD display, max. \pm 1999, 14 mm tall, black numbers	
Output signal	0...10 V, impedance > 10 k Ω , optionally 4...20 mA, impedance < 500 Ω	
Linearity	see chart, optionally 0.2% FS	Hysteresis < 0.1% FS
Long-term stability	< 0.1% FS per year at > 25 mbar, < 1% FS per year at > 5 mbar, < 2% FS per year at < 5 mbar range	Repeatability see chart
Temperature sensitivity	see chart, at 0 °C to 50 °C / 32 °F to 122 °F	Resolution 1 digit
Response time	100 ms	Protection class IP 54
Temperature range	-20 °C to 50 °C / -4 °F to 122 °F	
Material	Housing: aluminium	



Repeatability	Temperature sensitivity	Linearity	Over-pressure	Measurement range	Order number
% FS	% FS	% FS	max. bar	mbar/bar	

Digital gauge for compressed air, measurement of positive pressure, vacuum and differential pressure, 24 V DC, outlet signal 0...10 V, 3½-digit display

					MKA
1.0	4.0	1.0	0.25	0... 1 mbar	MKA-A1
0.3	2.5	0.8	0.25	0... 2.5 mbar	MKA-A2
0.3	1.2	0.8	0.25	0... 5 mbar	MKA-A5
0.2	1.0	0.8	0.25	0... 10 mbar	MKA-B1
0.1	1.0	0.7	0.35	0... 25 mbar	MKA-B2
0.1	1.0	0.7	0.35	0... 50 mbar	MKA-B5
0.1	1.0	0.5	0.35	0... 100 mbar	MKA-C1
0.1	1.0	0.5	0.75	0... 250 mbar	MKA-C2
0.1	1.0	0.5	1.5	0... 500 mbar	MKA-C5
0.1	1.0	0.5	3.0	-1... 1 bar	MKA-V1
0.1	1.0	0.5	3.0	0... 1 bar	MKA-01
0.1	1.0	0.5	4.0	0... 2 bar	MKA-02
0.1	2.0	0.5	10	0... 8 bar	MKA-08
0.1	2.0	0.5	12	0... 10 bar	MKA-10
0.1	2.3 mbar	1 mbar	3.3	0.7... 1.1 bar _{abs}	MKA-S1



MKA, with integrated pressure transducer



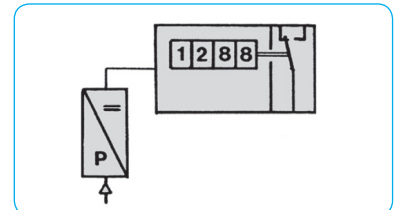
MKA-00, with external pressure transducer

Digital gauge for external sensor, 0...10 V input signal, supply voltage 24 V DC, 3½-digit display

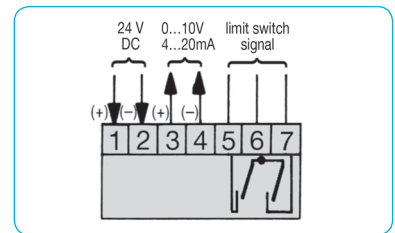
					MKA *2
96	48	137	e.g. for pressure transducer		MKA-00

Special options, add the appropriate letter

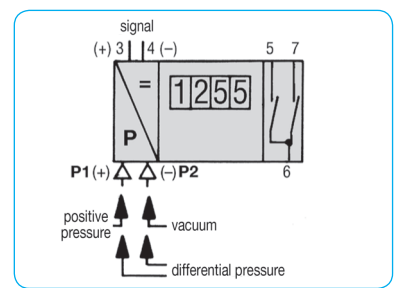
two limit switches	with LED display, 230 V AC, 1 A, hysteresis 2% FS	MKA-...S
linearity < 0.2% FS	from 100 mbar	MKA-...B
4...20 mA output signal	impedance < 500 Ω	MKA-...A
4...20 mA input signal	internal resistance 100 Ω	MKA-00A
P _a indication	< 20 mbar: indication P _a > 20 mbar: indication kP _a	MKA-...P
230 V AC	supply voltage	MKA-...V
RS232*1	interface, 8 bit without parity	MKA-...R
deviant pressure range	measurement range to be indicated in clear text	MKA-XX



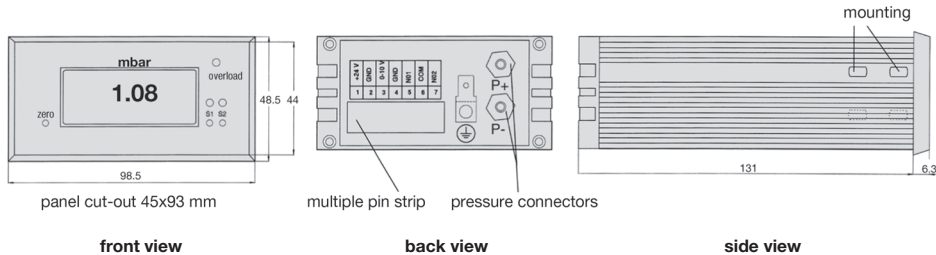
MKA-00, with external pressure transducer



electrical connection



pneumatic connection



*1 handshake on/off, baud rate 9600

*2 indicate pressure range on order

Calibration or test chart: see chapter "Technical Information"
Pressure transducers: see chapter "Pressure Transducers"

PDF CAD
www.aircom.net

Order example:
MKA-A1